


# Commercial Grade Axial Lead Power Wirewound & Film Resistor



## CAW/CAF Series

- Power ratings from 2W to 10W
- Non-inductive winding available
- Standard tolerance  $\pm 5\%$  and  $\pm 10\%$
- Resistance range from  $0.1\Omega$  to  $200K\Omega$
- Flameproof ceramic case with inorganic potting material

## Electrical Data

IRC Type	Power Rating at 25°C (W)	Resistance Range* (Ohms)	Tolerance ( $\pm\%$ )	Temperature Coefficient of Resistance ( $\pm\text{ppm}/^\circ\text{C}$ )
<b>Wirewound Type (CAW)</b>				
CAW-2	2	0.1 - 27	5, 10	400 (< $20\Omega$ ) 350 ( $\geq 20\Omega$ )
CAW-3	3	0.1 - 39	5, 10	
CAW-5	5	0.1 - 47	5, 10	
CAW-7	7	0.1 - 680	5, 10	
CAW-10	10	0.1 - 910	5, 10	
CAW-15	15	1.0 - 1K	5, 10	
CAW-20	20	2.0 - 1.2K	5, 10	
CAW-25	25	2.0 - 1.2K	5, 10	
CAW-2A	2	0.1 - 27	5, 10	
CAW-5A	5	0.1 - 47	5, 10	
CAW-7A	7	0.1 - 680	5, 10	
CAW-10A	10	0.1 - 910	5, 10	
<b>Film Type (CAF)</b>				
CAF-2	2	28 - 33K	5, 10	400 (< $20\Omega$ ) 350 ( $\geq 20\Omega$ )
CAF-3	3	40 - 56K	5, 10	
CAF-5	5	48 - 100K	5, 10	
CAF-7	7	681 - 200K	5, 10	
CAF-10	10	911 - 200K	5, 10	
CAF-15	15	1.1K - 200K	5, 10	
CAF-20	20	1.3K - 200K	5, 10	
CAF-2A	2	28 - 33K	5, 10	
CAF-5A	5	48 - 100K	5, 10	
CAF-7A	7	681 - 200K	5, 10	
CAF-10A	10	911 - 200K	5, 10	

### General Note

IRC reserves the right to make changes in product specification without notice or liability. All information is subject to IRC's own data and is considered accurate at time of going to print.

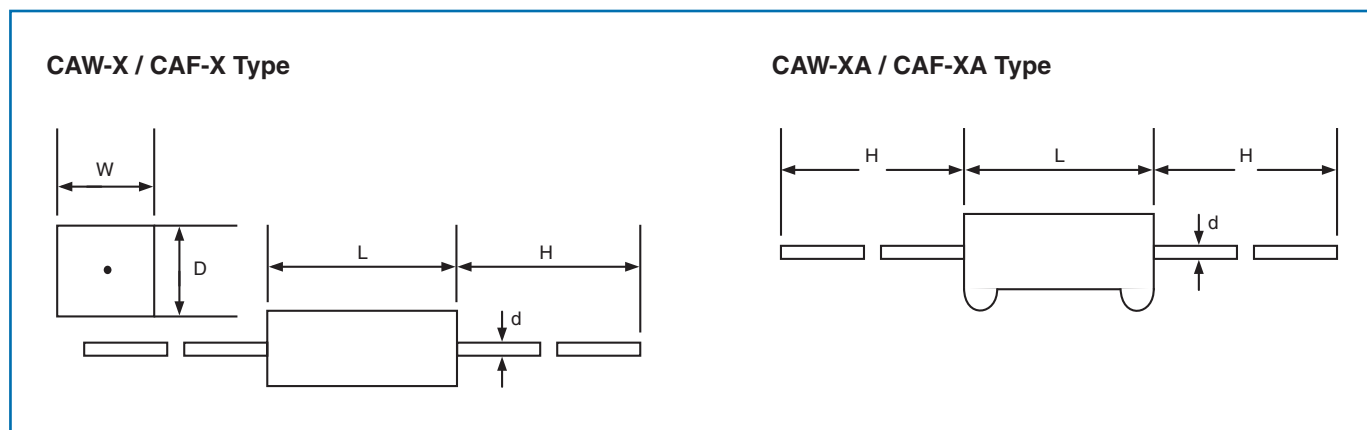
# Commercial Grade Axial Lead Power Wirewound & Film Resistor



## Environmental Data

Short-time overload	$\pm 5\% + 0.05\Omega$ ; 2.5 x nominal power for 5 seconds
Dielectric withstanding voltage	1000Vac
Resistance to Soldering heat	$\pm 5\% + 0.05\Omega$
Operating temperature range	-55°C to 275°C

## Physical Data



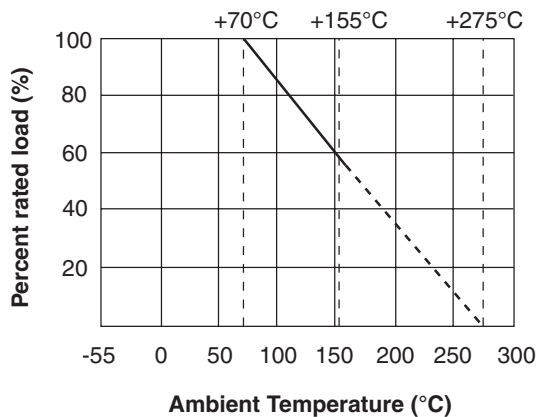
Dimensions (mm)

Wirewound Type	IRC Type(s) Film Type	W ( $\pm 1$ )	D ( $\pm 1$ )	L ( $\pm 1$ )	H ( $\pm 5$ )	d ( $\pm 0.02$ )
CAW-2	CAF-2	7.0	7.0	18.0	28.0	0.7
CAW-3	CAF-3	8.0	8.0	22.0	22.0	0.7
CAW-5	CAF-5	10.0	9.0	22.0	22.0	0.8
CAW-7	CAF-7	10.0	9.0	35.0	35.0	0.8
CAW-10	CAF-10	10.0	9.0	49.0	35.0	0.8
CAW-15	CAF-15	12.5	11.5	49.0	35.0	0.8
CAW-20	CAF-20	14.5	13.5	60.0	35.0	0.8
CAW-25	-	14.5	13.5	64.0	35.0	0.8
CAW-2A	CAF-2A	7.0	7.0	18.0	28.0	0.7
CAW-5A	CAF-5A	10.0	9.0	22.0	35.0	0.8
CAW-7A	CAF-7A	10.0	9.0	35.0	35.0	0.8
CAW-10A	CAF-10A	10.0	9.0	49.0	35.0	0.8

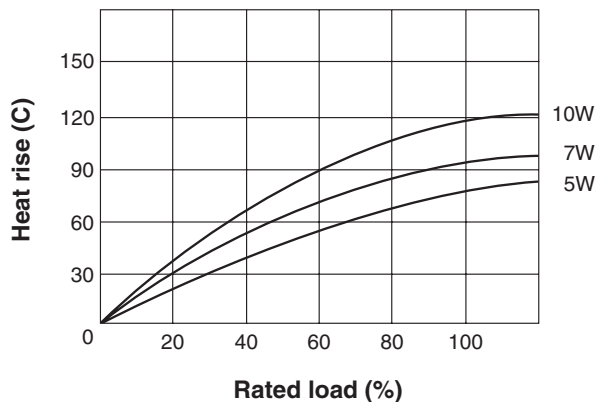
# Commercial Grade Axial Lead Power Wirewound & Film Resistor



## Power Derating Curve



## Heat Rise Chart



## Ordering Data

Specify type, resistance, tolerance, RoHS-Compliance and packaging. This example is for a Ceramic Axial Film, 2-watt, 1000Ω resistor.

Sample Part No. .... CAF 2 1001 J LF BLK

**IRC Type** .....  
 CAF - Ceramic Axial Film  
 CAW - Ceramic Axial Wirewound

**Power rating** .....  
 (see specs table)

**Resistance Value (EIA 4-digit code)** .....  
 (≥100Ω - First 3 significant digits plus 4th digit multiplier)  
 Example: 100Ω = 1000; 1000Ω = 1001  
 (>100Ω - "R" is used to designate decimal)  
 Example: 10Ω = 10R0; 0.25Ω = R250

**Tolerance (EIA format)** .....  
 J = ±5%  
 K = ±10%

**RoHS - Compliance** .....  
 LF = RoHS compliant construction

**Packaging** .....  
 BLK = bulk packaging